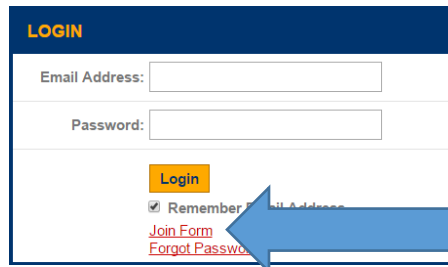


# STEP 1: HOW TO REGISTER FOR GRAND RESERVE'S WEBSITE

Go to: [www.ourgrandreserve.net](http://www.ourgrandreserve.net)



Click **Join Form**

Enter in the following information:

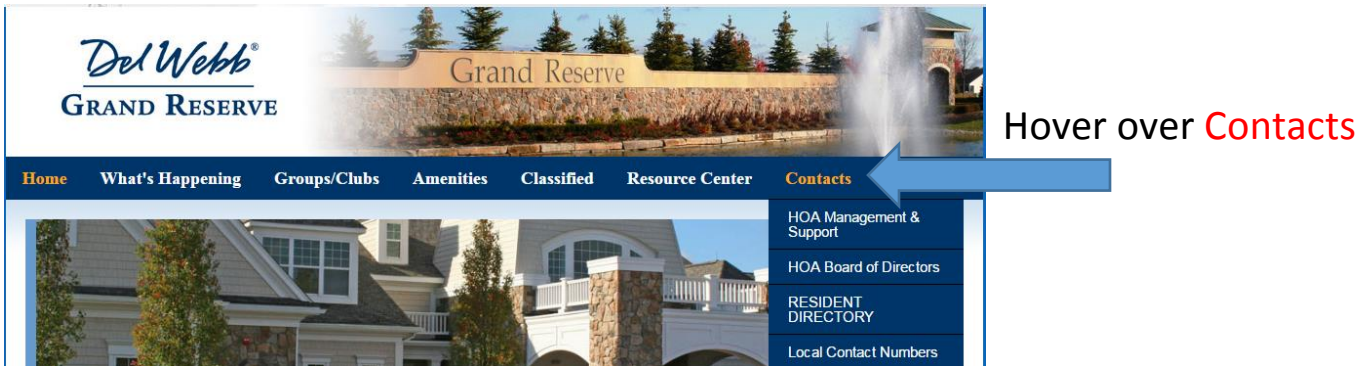


Then click **Submit**

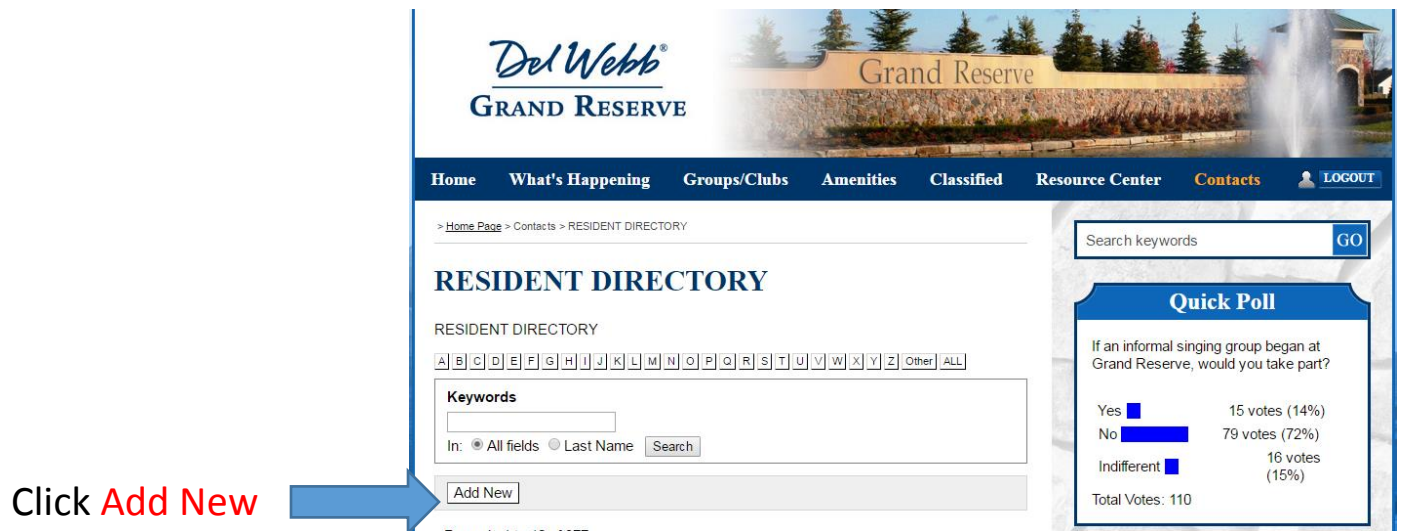
Once this is complete Matt Lenart (Property Manager) or Kylie Gates-Barrett (Lifestyle Director) will have to verify you are residents. Once that is complete you will receive an email stating that you now have permission to have access to the website!

## Step 2: HOW TO REGISTER FOR RESIDENT DIRECTORY

Once you have access to the website...



Click **RESIDENT DIRECTORY**



Then fill out the information asked and click

**SUBMIT**

This is a GREAT way to help get to know your neighbors! If two are in the household, we recommend adding a profile for both of you separately so you can list your individual birthdays, hobbies, etc. and you will each be able to join whatever Groups/Clubs that interest you. As for the photo, individual images or an image of the both of you works great! If you have any issues uploading the image, just email it to Kylie and she'll load it for you. [kbarrett@associatedasset.com](mailto:kbarrett@associatedasset.com)