

WELCOME TO GRAND RESERVE

Your “*Legendary Lifestyle*” starts NOW!

First things to do as a Grand Reserve resident:

- ✓ **Please call The Lodge to set-up an appointment to complete your registration paperwork and pick-up your access keys. You will need to bring a copy of your closing statement along with a photo id to the appointment in order to complete registration. If you have both items, we should be able to get you on your way in about 20 minutes. To book your appointment please call 810-603-1735 and ask for Amy.**
- ✓ Participate in a New Resident Group Orientation. These will be held from 1-3pm the 2nd Monday of each month. You will receive your Resident Handbook and keycard (if you haven't gotten it already) and learn more about the Association and the Grand Reserve Lifestyle.
- ✓ Register yourself on the community website, www.ourgrandreserve.net, under “Join Form”. Once you submit this, it will come to the office for approval to confirm residency. As soon as it is approved you will have full access to the community website and be able to add yourself to the online Resident Directory (see attached document for more detailed instructions)!
- ✓ Order a name tag to wear to the next community event & meet new friends! Name tags can be ordered at the front desk and cost \$7.

How do I know what is going on?

The main method of communication that is used to convey information is the **community website**: www.ourgrandreserve.net. In addition to the website, weekly emails are sent to those registered on the site. There is also a monthly community newsletter that comes out on the 1st of every month. One newsletter is printed for each household and available at The Lodge. It is also posted on the website. Information is also posted on the community bulletin board, lobby monitor, and in the registration book at the Front Desk.

How will I learn how to use this website?

We touch on this at the New Resident Group Orientation. You can also individually set up a time with the Lifestyle Director to go over the website for further instruction.

What if I don't have a computer at home?

No worries! We have two computers available at The Grandview Lodge for your use. We strongly encourage residents to use the computers and the website to access the most up to date information. Wi-Fi is also available at The Lodge for your convenience.

We are thrilled to have you join our “Grand” community!

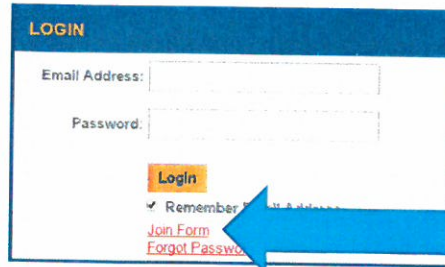
Kylie Gates-Barrett | Lifestyle Director | 810.603.1735 |

kbarrett@associatedasset.com

Del Webb[®]
GRAND RESERVE

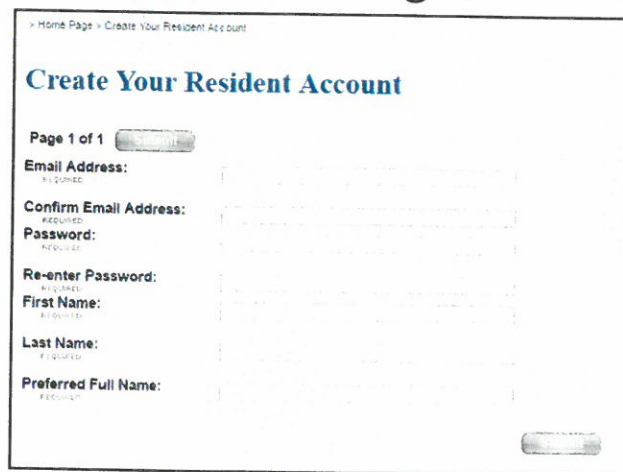
STEP 1: HOW TO REGISTER FOR GRAND RESERVE'S WEBSITE

Go to: www.ourgrandreserve.net



Click **Join Form**

Enter in the following information:



Then click **Submit**

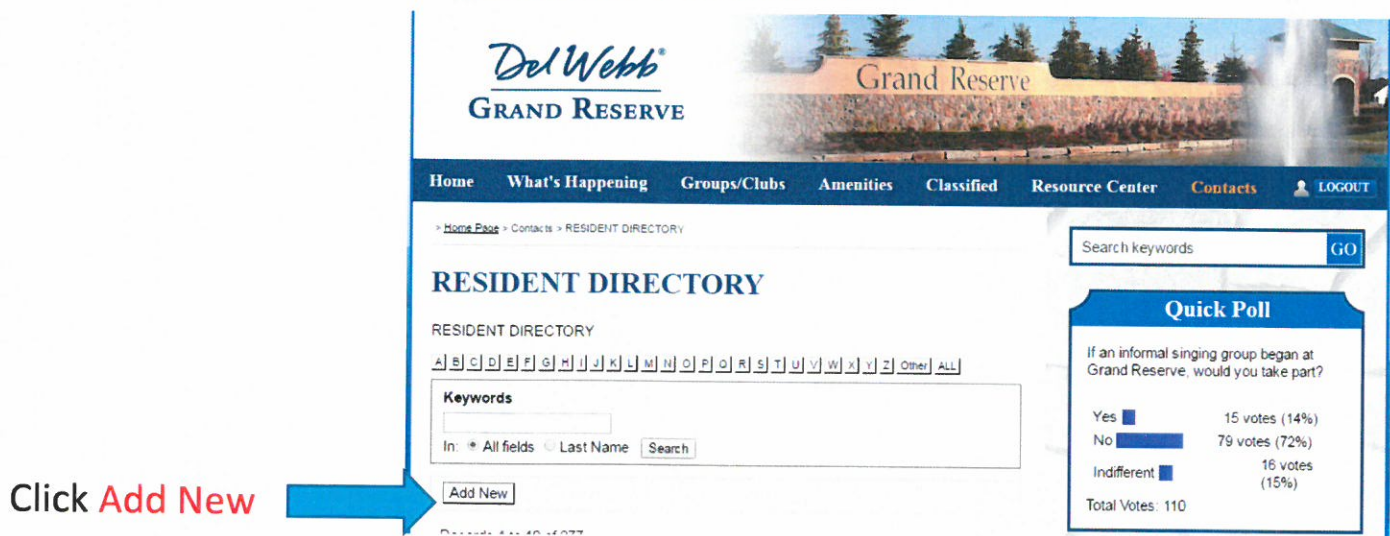
Once this is complete, since we are a private community, one of the website administrators will verify you are a resident then approve your submission. Once approved, you will receive an email stating that you now have permission to have access to the website!

Step 2: HOW TO REGISTER FOR RESIDENT DIRECTORY

Once you have access to the website...



Click **RESIDENT DIRECTORY**



Then fill out the information asked and click

SUBMIT

This is a GREAT way to help get to know your neighbors! If two are in the household, we recommend adding a profile for both of you separately so you can list your individual birthdays, hobbies, etc. and you will each be able to join whatever Groups/Clubs that interest you. As for the photo, individual images or an image of the both of you works great! If you have any issues uploading the image, just email it to Kylie and she'll load it for you. kbarrett@associatedasset.com